


To be able to find and express a one-step rule



Starter:
Referring to the function machines below, what's the same? What's different?

input:
2

?

→

output:
4

input:
2


?

→

output:
10

Explain your answer.

To be able to find and express a one-step rule



input:

→

× 4


→

output:

Activity 1:
Referring to the function machine shown, complete the following sentences:

- If the input is 11, the output will be
- If the input is 122, the output will be
- If the input is 32.1 the output will be
- If the output is 12, the input was
- If the output is 88, the input was
- in the output is 92.4, the input was

To be able to find and express a one-step rule



Activity 2:
Complete the table below based on the function machine provided.

input:

→


+ 7

→

output:

input	2	2.3	10	- 4	- 9			
output						24	179	0

To be able to find and express a one-step rule




Create your own question and set it for your table partner.

Activity 3:
Find the missing function.

input:
21
56
784

output:
3
8
112

To be able to find and express a one-step rule




Activity 4:
Ruth puts the following numbers into the function machine below.
What is happening?
What would the output be if the input were 100?

input:
9
5
0

output:
1
5
10

To be able to find and express a one-step rule



Activity 5:
Yasmin puts a number into the function machine shown.

input:

→

÷ 5

→

output:

One of her numbers is a factor of the number 20.
The other number is a square number.

What is her input? What is her output?
Explain your answer.

To be able to find and express a one-step rule



Evaluation:

The only possible function is multiplying the input by 4.



Do you agree?
Explain your answer.