



To be able to compare lengths and heights




Starter:
Which one doesn't belong?




Explain your answer.

To be able to compare lengths and heights



Activity 1:
Compare the people in the images by completing the sentences below.




The girl is _____ than the boy.

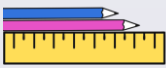
The boy is _____ than the girl.

Extension: Draw two stick people that are equal in height.

To be able to compare lengths and heights



Activity 2:
Compare the pencils in the image by completing the sentences below.




The pink pencil is _____ than the blue pencil.


The blue pencil is _____ than the pink pencil.

Extension: Draw two pencils that are equal in length.

To be able to compare lengths and heights




Activity 3:
Compare the cars in the image below by using the words in the box.



longer shorter taller

To be able to compare lengths and heights




Activity 4:

Part 1:
Compare various objects by finding three of them and ordering them – perhaps some are equal to each other - from longest to shortest:

- three pieces of classroom equipment
- three twigs or other natural objects

Part 2:
Compare your height with other classmates – one-to-one and in groups.
Who is taller or shorter than whom?

To be able to compare lengths and heights



Activity 5:

a) The girl is short than the boy.

b) The boy is longer than the girl.


c) The boy is tall than the girl.

Re-write and improve the statements shown above.

a) _____

b) _____

c) _____

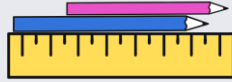


To be able to compare lengths and heights



Evaluation:

The pink pencil is longer than the blue pencil.



Do you agree with Astrobee?
Explain your answer.