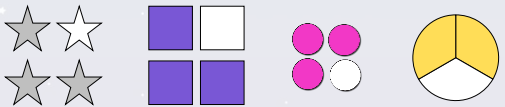


To be able to represent unit and non-unit fractions

MathShed

Starter:
Which one doesn't belong?




Explain your answer.

To be able to represent unit and non-unit fractions

MathShed

Activity 1:
Fill in the blanks to complete the statements below.




- of the cubes are red

- of the cubes are yellow

To be able to represent unit and non-unit fractions

MathShed

Activity 2:
Fill in the blanks to complete the statements below.



- of the stars are pink

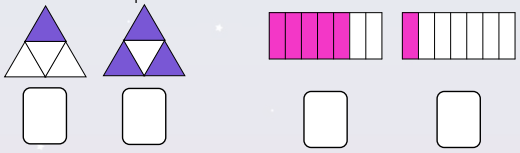
- of the stars are yellow

- of the stars are purple

To be able to represent unit and non-unit fractions

MathShed

Activity 3:
Which fractions are represented below?




Circle the unit fractions above.


To be able to represent unit and non-unit fractions

MathShed

Activity 4:
Shade in $\frac{1}{7}$ of the shapes below.



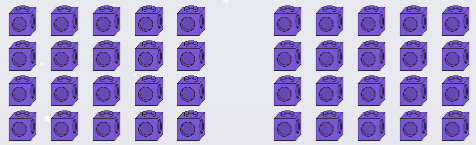
Shade in $\frac{5}{7}$ of the shapes below.



To be able to represent unit and non-unit fractions

MathShed

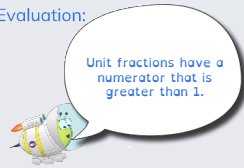
Activity 5:
Circle $\frac{1}{4}$ of the cubes below. Circle $\frac{3}{4}$ of the cubes below.



To be able to represent unit and non-unit fractions



Evaluation:



Is Astrobee's statement always, sometimes or never true?
Provide examples to explain your answer.