

MathShed

Year 1
Term 4 - Block 1: Money
Lesson 1: To be able to count money - coins

Term: 4 Unit: Block 1 - Money Lesson: 1

To be able to count money - coins

MathShed

Success criteria:

- ✓ I can count using \$1, \$2, 5¢ and 10¢ coins, also using related facts to count 20¢ coins
- ✓ I can explain my reasoning when counting using \$1, \$2, 5¢ and 10¢ coins, as well as when using related facts to count 20¢ coins

Year 1 - Term 4 - Block 1 - Money - Lesson 1 - To be able to count money - coins

To be able to count money - coins

MathShed

Starter:

Which coin would you most like to receive from the tooth fairy?

Explain your answer.

To be able to count money - coins

MathShed

Starter:

Which coin would you most like to receive from the tooth fairy?

The fifty cent coin (second from right) is the highest value coin, so probably the best to receive from the Tooth Fairy!

To be able to count money - coins

MathShed

Talking Time:

Count the coins and give their total in the box on the right-hand side.

$6 \times 20c = \$$
 $4 \times 10c = \$$
 $5 \times 5c = c$
 $3 \times 10c = c$

To be able to count money - coins

MathShed

Talking Time:


Count the coins and give their total in the box on the right-hand side.


$6 \times 20c = \$6$
 $4 \times 10c = \$$
 $5 \times 5c = c$
 $3 \times 10c = c$


To be able to count money - coins


MathShed

Talking Time:
Count the coins and give their total in the box on the right-hand side.

 = \$6

 = \$8


 = ¢


 = ¢


To be able to count money - coins


MathShed

Talking Time:
Count the coins and give their total in the box on the right-hand side.

 = \$6

 = \$8


 = 25¢


 = ¢


To be able to count money - coins


MathShed

Talking Time:
Count the coins and give their total in the box on the right-hand side.

 = \$6

 = \$8


 = 25¢


 = 30¢


To be able to count money - coins


MathShed

Talking Time:
Count the coins and give their total in the box on the right-hand side.

 = \$

 = ¢


 = ¢


 = ¢


To be able to count money - coins


MathShed

Talking Time:
Count the coins and give their total in the box on the right-hand side.

 = \$10

 = ¢


 = ¢


 = ¢


To be able to count money - coins


MathShed

Talking Time:
Count the coins and give their total in the box on the right-hand side.

 = \$10

 = 35¢





 = ¢

 = ¢

To be able to count money - coins

MathShed





Talking Time:
Count the coins and give their total in the box on the right-hand side.

 = \$10
 = 35¢
 = 50¢
 = ¢

To be able to count money - coins

MathShed





Talking Time:
Count the coins and give their total in the box on the right-hand side.

 = \$10
 = 35¢
 = 50¢
 = 60¢

To be able to count money - coins

MathShed





Activity 1:
Count the coins and give their total in the box on the right-hand side.

 = \$
 = ¢
 = ¢
 = ¢

To be able to count money - coins

MathShed





Activity 1:
Count the coins and give their total in the box on the right-hand side.

 = \$14
 = ¢
 = ¢
 = ¢

To be able to count money - coins

MathShed





Activity 1:
Count the coins and give their total in the box on the right-hand side.

 = \$14
 = 45¢
 = ¢
 = ¢

To be able to count money - coins

MathShed





Activity 1:
Count the coins and give their total in the box on the right-hand side.

 = \$14
 = 45¢
 = 60¢
 = ¢

To be able to count money - coins

MathShed

Activity 1:
Count the coins and give their total in the box on the right-hand side.

 = \$14
 = 45¢
 = 60¢
 = 80¢

To be able to count money - coins

MathShed

Talking Time:
Use the comparison symbols (<, > or =) to compare the money below:

To be able to count money - coins

MathShed

Talking Time:
Use the comparison symbols (<, > or =) to compare the money below:

To be able to count money - coins

MathShed

Talking Time:
Use the comparison symbols (<, > or =) to compare the money below:

To be able to count money - coins

MathShed

Talking Time:
Use the comparison symbols (<, > or =) to compare the money below:

To be able to count money - coins

MathShed

Talking Time:
Use the comparison symbols (<, > or =) to compare the money below:

To be able to count money - coins

MathShed

Talking Time:
Use the comparison symbols (<, > or =) to compare the money below:

$3 \times \$1.00 > 4 \times \0.25

$5 \times \$0.10 = 2 \times \0.20

$1 \times \$0.25 < 5 \times \0.10

To be able to count money - coins

MathShed

Talking Time:
Use the comparison symbols (<, > or =) to compare the money below:

$3 \times \$1.00 > 4 \times \0.25

$5 \times \$0.10 = 2 \times \0.20

$1 \times \$0.25 < 5 \times \0.10

To be able to count money - coins

MathShed

Talking Time:
Use the comparison symbols (<, > or =) to compare the money below:

$3 \times \$1.00 > 4 \times \0.25

$5 \times \$0.10 = 2 \times \0.20

$1 \times \$0.25 < 5 \times \0.10

To be able to count money - coins

MathShed

Activity 2:
Use the comparison symbols (<, > or =) to compare the money below:

$3 \times \$1.00 > 4 \times \0.25

$5 \times \$0.10 = 2 \times \0.20

$1 \times \$0.25 < 5 \times \0.10

To be able to count money - coins

MathShed

Activity 2:
Use the comparison symbols (<, > or =) to compare the money below:

$3 \times \$1.00 > 4 \times \0.25

$5 \times \$0.10 = 2 \times \0.20

$1 \times \$0.25 < 5 \times \0.10

To be able to count money - coins

MathShed

Activity 2:
Use the comparison symbols (<, > or =) to compare the money below:

$3 \times \$1.00 > 4 \times \0.25

$5 \times \$0.10 = 2 \times \0.20

$1 \times \$0.25 < 5 \times \0.10

To be able to count money - coins

MathShed

Activity 2:
Use the comparison symbols (<, > or =) to compare the money below:

To be able to count money - coins

MathShed

Talking Time:
Count the coins and give their total in the box on the right-hand side.

To be able to count money - coins

MathShed

Talking Time:
Count the coins and give their total in the box on the right-hand side.

To be able to count money - coins

MathShed

Talking Time:
Count the coins and give their total in the box on the right-hand side.

To be able to count money - coins


MathShed

Talking Time:
Count the coins and give their total in the box on the right-hand side.


To be able to count money - coins


MathShed


Activity 3:
Count the coins and give their total in the box on the right-hand side.


To be able to count money - coins 

Activity 3:
Count the coins and give their total in the box on the right-hand side.


 = \$13


 = ¢


 = ¢


To be able to count money - coins 

Activity 3:
Count the coins and give their total in the box on the right-hand side.


 = \$13


 = 65¢

 = ¢


To be able to count money - coins 

Activity 3:
Count the coins and give their total in the box on the right-hand side.


 = \$13


 = 65¢


 = 85¢

To be able to count money - coins 

Activity 4:
Complete the statements below.

 =

 >

> 

Can you think of more than one solution each time?

To be able to count money - coins 

Activity 4:
Complete the statements below.

 = any combination totalling 20¢

 > any combination less than 40¢

any combination more than 40¢ > 

Can you think of more than one solution each time?

To be able to count money - coins 

Evaluation:

 If I make a total using five coins, either 10¢ or 20¢ coins, I can make an odd-numbered total.

Do you agree with Astrobee?
Explain your answer.

To be able to count money - coins



Evaluation:

If I make a total using five coins, either 10¢ or 20¢ coins, I can make an odd-numbered total.



Astrobee is wrong – if you try to add five even-numbered coins together, you will receive an even-numbered total. For example, five 10¢ pieces total 50¢ (an even amount). It is also true if you add some 20¢ and 10¢ pieces, together. For example, three 20¢ and two 10¢ coins would make 80¢ (another even amount).

To be able to count money - coins



Success criteria:

- ✓ I can count using \$1, \$2, 5¢ and 10¢ coins, also using related facts to count 20¢ coins
- ✓ I can explain my reasoning when counting using \$1, \$2, 5¢ and 10¢ coins, as well as when using related facts to count 20¢ coins