
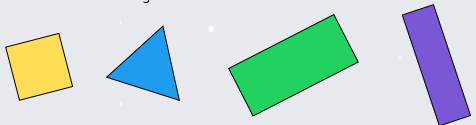



To be able to identify and name 2-D and 3-D shapes 

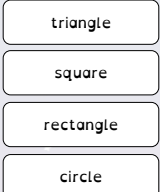

Starter:
Which one doesn't belong?




Explain your answer.

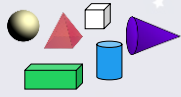
To be able to identify and name 2-D and 3-D shapes 

Activity 1:
Match the shape with the correct name card...





To be able to identify and name 2-D and 3-D shapes 


Activity 2:
Working in pairs or groups, place a selection of 3-D shapes in a bag.
Guess which shape you are going to pull out of the bag.
Describe the shape you think it is before revealing it.




Were you correct?
If yes, why? If no, why not?
Explain your answer each time.

To be able to identify and name 2-D and 3-D shapes 

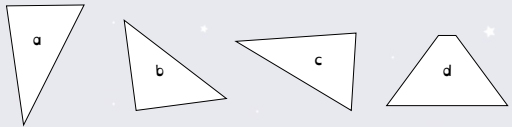
Activity 3:
Go on a shape search around the classroom or playground.




Keep a record of all of the 2-D and 3-D shapes you find, if you can use a device to take photographs or video recordings even better!
Keep a tally chart of all the shapes you discover on your search.
Which was the most popular shape?
Were there any you could not find?

To be able to identify and name 2-D and 3-D shapes 


Activity 4:
Which one doesn't belong?



Explain your answer.

To be able to identify and name 2-D and 3-D shapes 

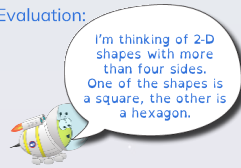
Activity 5:
Are the following triangles? Label them true or false.



To be able to identify and name 2-D and 3-D shapes



Evaluation:



Some of what Astrobee has said is true, some is false.
What is true? What is false? Which other shapes could Astrobee have chosen?
Explain your answer.