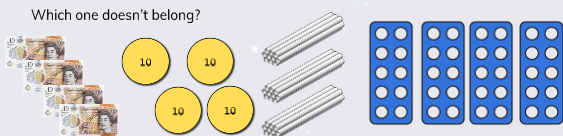


To be able to make equal groups by sharing

MathShed

Starter:
Which one doesn't belong?




Explain your answer.

To be able to make equal groups by sharing

MathShed

Activity 1:
Share the apples equally between the baskets and complete the sentences below:



In total, there are ___ apples.
There are ___ baskets.
There are ___ apples in each basket.


Complete sentences about 8 baskets:

In total, there are ___ apples.
There are 8 baskets.
There are ___ apples in each basket.

To be able to make equal groups by sharing

MathShed

Activity 2:
20 children from Hillcrest Academy are going on a school trip.

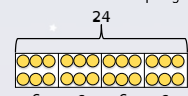


How many children would be in each group if they were split into four groups?
Explain your answer, using mathematical equipment as further proof.

To be able to make equal groups by sharing

MathShed

Activity 3:
Yasmin has used a bar model to divide 24 into 4 equal groups.



She writes $24 \div 4 = 6$
How does her model demonstrate the number sentence above?

To be able to make equal groups by sharing

MathShed

Activity 4:
Jamal says, "I can work out $60 \div 2$, as I know that $6 \div 2 = 3$ and 60 is the same as 6 tens, so $60 \div 2 = 30$."
Do you agree? Use Base 10 pieces, Numicon 10 shapes or place value counters to prove your response.

Is it possible to use Jamal's strategy and similar equipment to solve:


- a) $80 \div 2$
- b) $70 \div 2$

Explain your answer.

To be able to make equal groups by sharing

MathShed

Activity 5:
Ruth has 24 stickers and shares them between her 4 friends.
Yasmin also has 24 stickers and share between her 3 friends.



Whose friends will each receive the most stickers?
Explain your answer.

To be able to make equal groups by sharing



Evaluation:



It is possible to share
an odd amount of
whole items among
an even number of
people equally.

Is Astrobee's statement always, sometimes or never true?
Explain your answer.