

Stage 6 Lesson 1

Hyphens to avoid ambiguity



Word Maps

Read each word and break it into syllables, drawing long lines for the syllable breaks. Write each word again adding the sound buttons for each phoneme.

Words	Syllable Breaks	Sound Buttons
know-it-all		
green-eyed		
stone-faced		
cold-hearted		
bad-tempered		
in-depth		
empty-handed		
old-fashioned		
little-used		
man-eating		

Stage 6 Lesson 1

Hyphens to avoid ambiguity



In a Sentence

Write a sentence about the pictures below.

Remember to include the word in your sentence.



know-it-all



empty-handed



bad-tempered



green-eyed

Stage 6 Lesson 1

Hyphens to avoid ambiguity



Missing Words

Read the sentences and replace the missing word with one of the blue words.

old-fashioned

in-depth

stone-faced

cold-hearted

man-eating

little-used

Peter had many _____ books in his bedroom.

Can anyone be safe if a _____ lion is at large?

The museum had a display of _____ telephones.

He sat in the corner, _____, staring at the floor.

Only the most _____ viewers will fail to be moved by the story.

We conducted nearly 100 _____ interviews to find the answer to this mystery.

Stage 6 Lesson 1

Hyphens to avoid ambiguity



Alphabetical Order and Definitions

Put this week's words in alphabetical order. Then write a definition for each word.

Alphabetical Order	Definition

Name

Stage 6 Lesson 1

Hyphens to avoid ambiguity



Word Shed

Definition		In a Sentence
	cold-hearted	
Synonyms		Antonyms

Stage 6 Lesson 1

Hyphens to avoid ambiguity



Word Shed

Definition		In a Sentence
Synonyms		Antonyms

A diagram of a wooden shed with a grey roof. The words 'Word Shed' are written in large, bold, orange letters across the top of the shed's front wall. The shed is divided into four quadrants by a vertical line and a horizontal line. The top-left quadrant is labeled 'Definition', the top-right 'In a Sentence', the bottom-left 'Synonyms', and the bottom-right 'Antonyms'. A small white rectangular box is positioned in the center where the horizontal and vertical lines meet.

Stage 6 Lesson 1

Hyphens to avoid ambiguity

bad-tempered

man-eating

cold-hearted

little-used

stone-faced

old-fashioned

green-eyed

empty-handed

know-it-all

in-depth

Stage 6 Lesson 1

Hyphens to avoid ambiguity

man

little

old

empty

in

bad

cold

stone

green

Stage 6 Lesson 1

Hyphens to avoid ambiguity

eating

used

fashioned

handed

depth

tempered

hearted

faced

eyed

Can you sort this week's words according to the first and second parts of the compound adjective?

First Part






Second Part



Stage 6 Lesson 1

Hyphens to avoid ambiguity

- Play with a partner. You will need a die and two different-coloured counters.
- Take it in turns to roll a die.
- Whichever number you land on, read a word from that column.
- If you are correct, put a counter over the word.
- The first person to get four counters in a row wins.



man-eating	little-used	old-fashioned	empty-handed	in-depth	bad-tempered
cold-hearted	stone-faced	green-eyed	know-it-all	man-eating	little-used
empty-handed	old-fashioned	bad-tempered	in-depth	cold-hearted	stone-faced
know-it-all	green-eyed	little-used	old-fashioned	empty-handed	man-eating