












## Five Currant Buns

### Icon Key

 Listen – instructions, song or story	 Reading activity or story	 Writing and fine motor activities
 Recall – act on what they have heard	 Speaking activity to build reading skills	 Speaking and listening
 Discuss – communicate about something they have heard, seen or learned	 Listening activity to build reading skills	 Close of session

### Lesson-Specific Guidance

- This planning was developed in partnership with World Nursery Rhyme week and is not a compulsory component of the Phonics Shed SSP programme. It is designed for use with Nursery or Reception, but can be adapted for Key Stage 1 classes if required.
- The lyrics for the focus song are taken from the Piccolo Music versions
- The focus of this session is linked to Phonics Shed Chapter 1, Element 1, Environmental Sounds
- The session is designed to run for approximately 30 minutes in total.

### Useful Vocabulary

currant	flour	dough	oh my
raisin	baking	rise	oh wow
buns	baker	smooth	surprise
scones	cook	warm	clue
sweet	knead	round	one
icing	sieve	environment	two
cherry	whisk	voice	three
sugar	measure	movement	four
yeast	weigh	penny	five

### Suggested External Texts:

- **1234 Cake!** by Caroline Wright (2021) [ISBN: 978-0063071834]
- **B Is for Brownies** by Caroline Wright (2022) [ISBN: 978-0063071858]
- **Baker Makers** by Kim Smith (2024) [ISBN: 978-0063241374]
- **Barnaby Baker's Cake Shop** by Vivian French (2009) [ISBN: 978-0230014633]
- **Chocolate Cake** by Michael Rosen (2018) [ISBN: 978-0141379203]
- **Cook-a-doodle-doo!** by Janet Stevens (2005) [ISBN: 978-0152019242]
- **Cookies!** by Lotta Nieminen (2018) [ISBN: 978-0714877730]
- **Dough Knights and Dragons** by Dee Leone (2017) [ISBN: 978-1454921417]
- **Hugless Douglas and the Great Cake Bake** by David Melling (2016) [ISBN: 978-1444919899]
- **Nadiya's Bake Me a Story** by Nadiya Hussain (2016) [ISBN: 978-1444933277]
- **The Big Sticky Bun** by Vivian French (2012) [ISBN: 978-1444005165]
- **Zed's Bread** by Mick Manning and Brita Granström (2001) [ISBN: 978-0744568776]
- **Gruffalo Crumble and Other Recipe** by Julia Donaldson (2016) [ISBN: 978-1509804740]
- **The Best Ever Baking Book** by Jane Bull (2017) [ISBN: 978-0241318164]

### Useful Links

World Nursery Rhyme Week: [www.worldnurseryrhymeweek.com](http://www.worldnurseryrhymeweek.com)

Piccolo Music: [push.fm/fl/five-currant-buns-piccolo-music](https://push.fm/fl/five-currant-buns-piccolo-music)



## Suggestions for Other Classroom Areas

### Mark Making

- Blank recipe cards (**Resource 4**)

### Reading

- See 'Suggested External Texts' on page 1
- Environmental print on baking ingredient packets

### Numeracy

- Counting down from five using nursery rhymes
- Number bonds to 5 using concrete objects, e.g., bakery items
- **Money:** counting in 1's using pennies

### Small World

- Five of each bakery items
- Gloves with images pinned to each finger

### Construction

- Making a stall to sell things from

### Role Play

- Bakers shop

### Malleable

- Making currant buns
- Decorating 'cakes'
- Scented play dough e.g., vanilla, mixed spice, cherry

### Sand

- Sieves
- Scales
- Replace sand with flour or kinetic sand

### Sensory

- **Currant Buns:** white oobleck scented with mixed spice and vanilla with yellow and red balls of different sizes hidden in it

### Craft

- **Shape Baking:** Using shapes of different types and sizes to make bakery items
- **Adding Sprinkles:** using glitter and sequins to decorate crafts

### Music

- [push.fm/fl/five-currant-buns-piccolo-music](https://push.fm/fl/five-currant-buns-piccolo-music)
- **Baking Nursery Rhymes** – 'Hot Cross Buns', 'Pat-a-Cake', 'Muffin Man', 'The Queen Hearts'
- **Animal Nursery Rhymes** – 'Five Little Speckled Frogs', 'Five Little Monkeys', 'Five Little Ducks', 'Old Macdonald'

### Outdoor

- Mud kitchen
- Moving like animals
- Animal paw print trails

### Small Group/Circle Time

- Making Currant Buns: **Resources 5 and 6**



## Five Currant Buns Animals

### Assessment Focus



To identify animals from the noises they make



To use voice sounds to demonstrate noises made by animals

### Resources

- **Resources 1 – 3**
- [‘Five Currant Buns’ video from Piccolo Music](#)

### Recap



Five Currant Buns



Listen to the song from Piccolo Music and encourage the children to sing along to ‘Five Currant Buns’. Alternatively, you can use the lyric sheet on **Resource 1**.

**Video Link:** [www.youtube.com/watch?v=mmoc7tZq5Zs](https://www.youtube.com/watch?v=mmoc7tZq5Zs)

### Introduction



**Animal Sounds:**

Show **Resource 2** and ask the children to use their voices to make a sound to match each animal. This links to the session on ‘Old MacDonald Had a Farm’ and you may want to make reference to this if you completed this lesson.

### Whole Group



**Listen:** Watch the video or listen to an online version of the song.



**Recall:** Ask the children how the person at the bakers shop knows which animal is coming.




**Discuss:** What other clues could the animals give? Discuss the noise the movements of the animals might make.



## Activity

---

 **Who Am I?:** Work in pairs or small groups. Split the pictures from **Resources 2 and 3** between the group. Each child looks at one card without showing it to anyone else and give each other clues to animals using sounds.


**Simplify** – use voice sounds backed up by actions and attempt to guess some others with multiple clues


**Expect** – use voice sounds for animal 'voice' noises and guess some others

**Extend** – use voice sounds for animal 'voice' noises and movements and guess some others

## Plenary

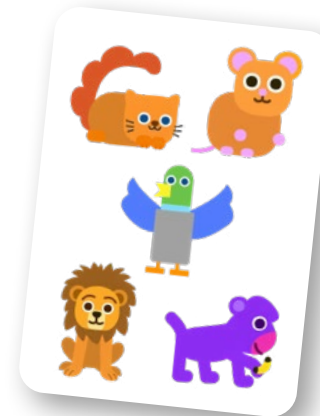
---

 Teacher thinks of an animal and children ask questions to try and guess the animal limit to 5 or 10. As a final clue make the animal 'voice' sound and any movement sound.

 Praise the children for what they have done well in the session and address any misconceptions.  
"This week we have been learning lots of things using nursery rhymes. What other nursery rhymes do you know?"

## RESOURCES

### Five Currant Buns – Animals





# Five Currant Buns



Five currant buns in a baker's shop,  
 Round and sticky with a cherry on the top.  
 Along came **kitty** with a penny one day,  
 Bought a currant bun and took it away.  
 Bye bye. Oh My!



Now can you count with me?

1, 2, 3, 4

Four currant buns!



Four currant buns in a baker's shop,  
 Round and sticky with a cherry on the top.  
 Along came **a mouse** with a penny one day,  
 Bought a currant bun and took it away.  
 Bye bye. Oh My!



Now can you count with me?

1, 2, 3

Three currant buns!



Three currant buns in a baker's shop,  
 Round and sticky with a cherry on the top.  
 Along came **a duck** with a penny one day,



Bought a currant bun and took it away.  
 Bye bye. Oh My!

Now can you count with me?

1, 2

Two currant buns!



Two currant buns in a baker's shop,  
 Round and sticky with a cherry on the top.  
 Along came **a lion** with a penny one day,  
 Bought a currant bun and took it away.  
 Bye bye. Oh My!



Now can you count with me?

1

One currant bun – there's only one left!








One currant bun in a baker's shop,  
 Round and sticky with a cherry on the top.  
 Along came **a monkey** with a penny one day,  
 Bought a currant bun and took it away.



And when it's gone it's gone!







# recipe



Ingredients

What I think it will look like

Will I like it?



Method



Final Result (picture)

Did I like it?



My thoughts:

How could it be even better?

STAR  
RATING



# Currant Buns Recipe (makes 24 buns)




## Equipment

- 3 mixing bowls
- sieve
- whisk
- wooden spoon
- scales
- oven tray
- tea towel

## Ingredients

- 900g plain flour
  - 100g butter
  - 2 eggs
  - 2tsp salt
  - 100g sugar
  - 1 tbsp dried yeast
  - 300ml warm milk
  - 40ml warm water
  - 250g currants
- Decoration:**
- 300g Icing sugar
  - 40ml milk
  - 24 cherries

# Currant Buns Recipe



1. Mix together the yeast, milk and water in a large bowl.
2. Add 200g flour and 1tbsp sugar, mix well and leave for 30 mins.
3. Mix the remaining dry ingredients into another bowl.
4. Add the dry ingredients mix, butter and eggs to the yeast mixture and mix to a dough.
5. Knead until dough is smooth (approximately 5 minutes).
6. Cover with a damp tea towel and leave to rise until double in size.
7. Divide into 24 equal sized pieces. Shape into a rounded cuboid shape
8. Put these onto a greased baking tray, leaving lots of room between them.
9. Cover them with the damp tea towel again and leave them for 30 minutes.
10. Ask an adult to put them in a preheated oven (220°C or gas mark 7) for 10 to 15 minutes (or until golden brown).
11. Leave them to cool for at least 15 minutes
12. Add the milk a little at a time to the icing sugar and mix until it is smooth. You may not need all the milk.
13. Drizzle the icing on top of the buns.
14. Put a cherry on top of each bun.