



## Incy Wincy Spider

### Icon Key



Listen – instructions, song or story



Reading activity or story



Writing and fine motor activities



Recall – act on what they have heard



Speaking activity to build reading skills



Speaking and listening



Discuss – communicate about something they have heard, seen or learned



Listening activity to build reading skills



Close of session

### Lesson-Specific Guidance

- This planning was developed in partnership with World Nursery Rhyme week and is not a compulsory component of the Phonics Shed SSP programme. It is designed for use with Nursery or Reception, but can be adapted for Key Stage 1 classes if required.
- The lyrics for the focus song are taken from the Piccolo Music versions
- The focus of this session is linked to Phonics Shed Chapter 1, Element 2, Motor Skills
- The session is designed to run for approximately 30 minutes in total.

### Phonics Shed Story:

**Incy Wincy Spider** by Clare Henrys and Celine Choo (2021) [ISBN: 978-1803731360] – [shed.ly/LJAQTXV](https://shed.ly/LJAQTXV)

### Useful Vocabulary

gross motor	body	repeat	crawl	snow
big	arms	spider	climb	warm
fine motor	hands	incy-wincy	scurry	sun
small	feet	itsy-bitsy	bug	sunshine
movement	legs	creepy-crawly	spout	defrost
warm-up	head	hairy-scary	pipe	thaw
cool-down	eyes	teeny-weeny	drainpipe	melt
stretch	verse	cutey-wooty	freeze	puddles
muscles	chorus	fluffy-woofy	cold	water cycle


### Suggested External Texts:

- **Aaaarrgghh Spider!** by Lydia Monks (2013) [ISBN: 978-1405210447]
- **Be Nice to Spiders** by Margaret Bloy Graham (1967) [ISBN: 978-0060220730]
- **Incy Wincy Spider** by Keith Chapman (2005) [ISBN: 978-1845061029]
- **Incy Wincy Spider and Incy Wincy Beetle** by Wes Magee and Tomislav Zlatic (2008) [ISBN: 9780749680343]
- **Not So Scary Hairy Spider** by Stuart Lynch (2019) [ISBN: 978-1788436953]
- **Spider!** by Alison Steadman (2017) [ISBN: 978-1444933505]
- **Spider Sandwiches** by Claire Freedman (2013) [ISBN: 978-1408839157]
- **Spinderella** by Julia Donaldson (2022) [ISBN: 978-1405282727]
- **Ten Big Spiders** by Norris M (2020) [ISBN: 979-8642456941]
- **The Very Busy Spider** by Eric Carle (2011) [ISBN: 978-0141338323]
- **There's A Spider In This Book** by Claire Freedman (2018) [ISBN: 978-1509830787]
- **Whoosh! Walter's Wonderful Web** by Tim Hopgood (2023) [ISBN: 978-1035000029]
- **All Things Spiders For Kids** by Animal Reads (2022) [ISBN: 978-3967721171]
- **Spiders** by Kay de Silva (2015) [ISBN: 978-1519132253]

### Useful Links

**World Nursery Rhyme Week:** [www.worldnurseryrhymeweek.com](http://www.worldnurseryrhymeweek.com)

**Piccolo Music:** [push.fm/fl/incy-wincy-spider-with-piccolo-music](https://push.fm/fl/incy-wincy-spider-with-piccolo-music)



## Suggestions for Other Classroom Areas

### Motor Skills

- **Threading Webs** – cut slits into the edges of paper plates and the children run string/wool between them
- **Elastic Band Webs** – using pin boards, possibly pre prepared, children stretch elastic bands between pins to create a web effect
- **Sticky Webs** – Create a sticky web using masking tape (sticky side facing same way), children throw pompoms at it and try and get the 'bugs' caught in the web

### Reading

- See 'Suggested External Texts' on page 1

### Numeracy

- Counting in 2s (2, 4, 6, 8 spider legs)
- Positional language/prepositions (describe where the spider is)
- 'Incy Winsey Spider' Game from Orchard Toys

### Small World

- Minibeast tuff tray with grass, leaves, moss, straw, rocks and tubs for 'hiding places', with magnifying glasses and bug catchers

### Construction

- Creating a drainpipe ball run

### Role Play

- **Escape the Spiders Web** – criss-cross elastic across an area with different size and shape gaps for the children to climb/crawl through

### Sand

- Tubes
- Minibeasts

### Water

- Colanders
- Drainpipes

### Craft

- Make spiders using hand prints
- Paint a web using marble rolling white paint onto black paper

### Music

- [push.fm/fl/incy-wincy-spider-with-piccolo-music](https://push.fm/fl/incy-wincy-spider-with-piccolo-music)
- Action rhymes

### Outdoor

- Umbrellas and rain play
- Finding spider webs
- Minibeast hunt

### Malleable

- Dough spiders (with pipe-cleaner legs and googly eyes)
- Pressing plastic minibeasts into dough to create impressions

### Small Group/Circle Time

- **Magic Spiders:** Draw a spider on to a smooth surface with a lip or sides, such as baking tray, plate, glass bowl or foil tray with a dry-wipe/whiteboard pen. Add a small amount of water carefully to the surface. When water is added the spider will lift off the surface. Children can blow through a straw to make the spider move/dance.



## Incy Wincy Spider Action Rhymes

### Assessment Focus



To listen to different versions of known songs and rhymes



To show increasing control in fine and gross motor skills

### Resources

- **Resources 1 – 5**
- [‘Incy Wincy Spider’ video from Piccolo Music](#)

### Recap



**Incy Wincy Spider**



Listen to the song from Piccolo Music and encourage the children to sing along to ‘Incy Wincy Spider’. Alternatively, you can use the lyric sheet on **Resource 1**. You may wish to model actions using **Resource 3**.

**Video Link:** [www.youtube.com/watch?v=74koVyNet\\_U](https://www.youtube.com/watch?v=74koVyNet_U)

### Introduction



**Fine Motor Warm-Up:**

“It is important to warm up our bodies before we use them to move, for example dancing or writing”

Sing [the ‘Fine Motor Warm Up’ song \(Resource 2\)](#). Encourage the children to sing along and do the actions:

- Stretch – open hands wide
- Squeeze – close hands up tight
- Wriggle – wiggle fingers

Discuss how we can make the actions bigger; using our whole bodies rather than just hands.

Add gross motor movements to the song, e.g.:

- Stretch – hold arms out wide or high up
- Squeeze – give self a hug
- Wriggle – wobbly arms and shoulders

**Video Link:** [www.youtube.com/watch?v=w7ygnDMhtr8](https://www.youtube.com/watch?v=w7ygnDMhtr8)

### Whole Group



**Listen:** Sing/Listen to the first verse/original verse of Incy Wincy Spider again.



**Recall:** Ask the children to add actions to the song (first verse only), most will know these already but they may need modelling in the ‘Recap’ (see **Resource 3**)




**Discuss:** Ask the children how we can make the actions bigger; using our whole bodies rather than just hands.



## Activity

---

 **Actions:** Listen to the second verse of again (0:34 to 0:58 of [the song video](#)). Ask the children to work in pairs or small groups to create actions for the 'new' verse. You may wish to scaffold with **Resource 4**


**Simplify** – same as first verse actions


**Expect** – new actions

**Extend** – new actions for both verses

## Plenary



---

 Work together to act out the 'Incy Wincy Spider' song using gross motor movements; ask the children to help think of actions. You may wish to use **Resource 5** as a guide.

 Praise the children for what they have done well in the session and address any misconceptions.  
"Today we made up new actions for 'Incy Wincy Spider'. Our next Nursery Rhyme is 'Five Currant Buns' and we will be listening to animal sounds and using our voices to recreate them."

## RESOURCES

### Incy Wincy Spider – Action Rhymes



# Incy Wincy Spider

---



Incy Wincy Spider climbed up the spout,  
Down Came the rain and washed poor Incy out! **Whoosh!**  
Out Came the Sunshine and dried up all the rain,  
And Incy Wincy Spider climbed up the spout again.

Incy Wincy Spider climbed up the trees,  
Down came the snow and made poor Incy freeze!  
Out came the sunshine and melted all the snow,  
And Incy Wincy Spider had another go.

Incy Wincy Spider climbed up the spout,  
Down Came the rain and washed poor Incy out! **Whoosh!**  
Out Came the Sunshine and dried up all the rain,  
And Incy Wincy Spider climbed up the spout again.

# Fine Motor Warm Up Song (to the tune of 'Hot Cross Buns')



Stretch and squeeze.

Stretch and squeeze.

Wiggle wiggle, wiggle wiggle.

Stretch and squeeze.




**Stretch** = open hands, fingers wide apart

**Squeeze** = make a fist

**Wiggle** = open hands and wiggle fingers

# Incy Wincy Spider (with fine motor actions)




Incy Wincy spider climbed up the water spout,

[Join thumb to little finger, then twist hands to join the other thumb and little finger.  
Repeat moving hands upwards]



Down came the rain and washed the spider out.

[Split hands apart and move outwards]



Out came the sunshine and dried up all the rain,

[Move hands over head]




And Incy Wincy spider climbed up the spout again.


[Join thumb to little finger, then twist hands to join the other thumb and little finger.  
Repeat moving hands upwards]



# Incy Wincy Spider – Verse 2



# Incy Wincy Spider (with gross motor actions)



**Incy Wincy Spider climbed up the spout,**

[pretend to climb ladder]

**Down Came the rain and washed poor Incy out!**


[reach up high then crouch down]

**Out Came the Sunshine and dried up all the rain,**

[slowly stretch up high]

**And Incy Wincy Spider climbed up the spout again.**

[pretend to climb ladder]



**Incy Wincy Spider climbed up the trees,**

[pretend to climb ladder]

**Down came the snow and made poor Incy freeze!**

[wrap arms around body and pretend to be cold]

**Out came the sunshine and melted all the snow,**

[shake off body]

**And Incy Wincy Spider had another go.**

[pretend to climb ladder]

