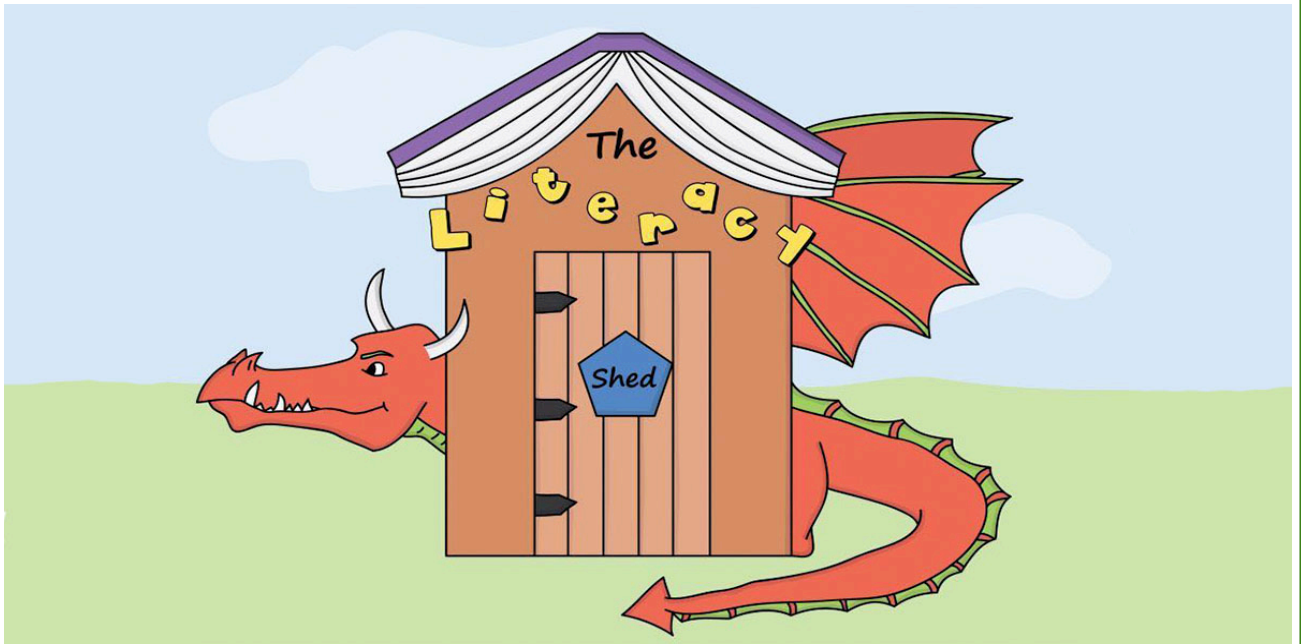


# The Black Hat



## Activity Pack KS1

This pack contains  
10 mixed activities  
in response to a  
short film clip

# The Black Hat

## PLEASE NOTE

The Literacy Shed website should ALWAYS be used under the supervision of an adult. There are some clips on the site which are only suitable for use with Year 6 children or KS3. Please ensure that children do not search the website independently.

The activities in this pack are designed to use with the following clip...

<https://www.literacyshed.com/blackhat.html>

Other activities to complete after watching the clip:

- Write a description of the boy's home in the woods.
- Write a story about another child discovering the hat and what happens when they leave it next to their bed overnight.
- Write a letter from a caged bird to the boy explaining asking to be set free.
- Design and draw a magic hat with a different power.
- Draw a tall tree and use cut up pieces of coloured paper to create birds sitting on the branches.
- Set up a tally chart to record the birds that you see visiting your garden.



# The Black Hat

Pause the film after 4 seconds showing the picture of the boy and his grandmother.

- What do we call a child who has no parents?

Pause the film after 11 seconds when the house is shown.

- Do we know any other stories set in a house in the woods?
- What type of stories often include orphans and houses in the woods?

Watch and rewatch up to 32 seconds just before he finds the hat.

- What words does the narrator use to describe the forest?
- What sounds does he hear?

Pause the film after 41 seconds when the boy finds the hat.

- Who do you think this hat may have belonged to?

Pause the film after 1 min 12 seconds when the narrator has described the creatures.


- How do you think the boy is feeling?
- What creatures can we see?
- Can we carefully describe some of the creatures?

Pause after 1 min 30 – when the boy is admiring the caged creatures.

- Why has the boy put them in the jars and cages?
- What does he like about the animals?
- Do you think it is right to keep animals locked in cages?

Pause the film after 1 min 49 seconds when only the normal birds came.

- How do you think the boy is feeling now?
- What other words do we know for sad?
- What things can make us sad?



# The Black Hat

Pause the film after the boy calls out 'Please come back to me!'

- What else could the boy say to the bird to persuade him to come back with him?
- What do you think the bird might say back if it could talk?


Pause the film after the narrator says 'He now knew what he had to do.'

- What do you think the boy is going to do?
- Can we describe the birds as they flew around?
  - Can we use a sentence with a verb and an adverb in it? E.g. flying gracefully, swooping beautifully etc.

Watch the film until the end.

- Is there a lesson to this story? A moral?
- How should we treat wild creatures?

\*Note that there are no answers to these discussion questions



# The Black Hat


## Point of view:

Watch the clip again and pause at each of the moments described. For each event, write in the speech bubble what you think the boy would say if given the chance to share his thoughts.

Waking up to see the creatures climbing out of the hat.

A large, empty, light gray speech bubble with a blue outline and a tail pointing towards the boy's mouth.

Finding the first empty cage.

A large, empty, light gray speech bubble with a blue outline and a tail pointing towards the boy's mouth.

Watching the birds put on a show.

A large, empty, light gray speech bubble with a blue outline and a tail pointing towards the boy's mouth.

# The Black Hat


## Word Search

Can you find the following words in the word search?  
Words can read forwards, backwards, up, down,  
diagonally and can intersect.

adjectives: colourful, delicate, ornate,  
elaborate, bright, graceful, beautiful,

verbs: swoop, dive, plunge, trapped, sealed

e	c	s	l	u	f	e	c	a	r	g	g
a	o	e	e	d	o	p	e	t	a	c	s
l	l	d	t	o	d	i	v	e	r	w	e
e	o	e	a	w	p	a	t	s	o	f	l
d	u	p	c	s	p	r	e	o	n	v	u
e	r	p	i	e	e	o	p	b	g	a	f
l	f	a	l	t	h	g	i	r	b	n	i
a	u	r	e	t	n	w	o	p	e	r	t
e	l	t	d	a	g	o	o	p	d	o	u
s	c	i	e	t	a	r	o	b	a	l	e
o	r	n	a	t	e	c	o	l	o	u	b
d	e	l	e	g	n	u	l	p	i	r	b



# The Black Hat

## Adverb and Verb Poem

Verbs are often action words. They can describe physical actions and mental actions. Fill the grid below by creating a list of dancing verbs. You might need to watch the clip again.

flying	swooping	twirling	plunging

Adverbs often end in 'ly' and can be used to describe how a verb is performed. Fill the grid by creating a list of dancing adverbs.

briskly	gently	swiftly	easily

This is the beginning of an Adverb and Verb Poem. An adverb is paired with a verb to create each line. This one is beginning very gently but perhaps the bird could build up some speed in the poem.

### The Birds

Gently flying,  
Delicately turning,  
Easily twirling,  
Expertly plunging,



# The Black Hat

## My Adverb and Verb Poem

---

---

---

---

---

---

---

---

---

---

---

---

---

---

---

---

---

---

---

---

---




---

---





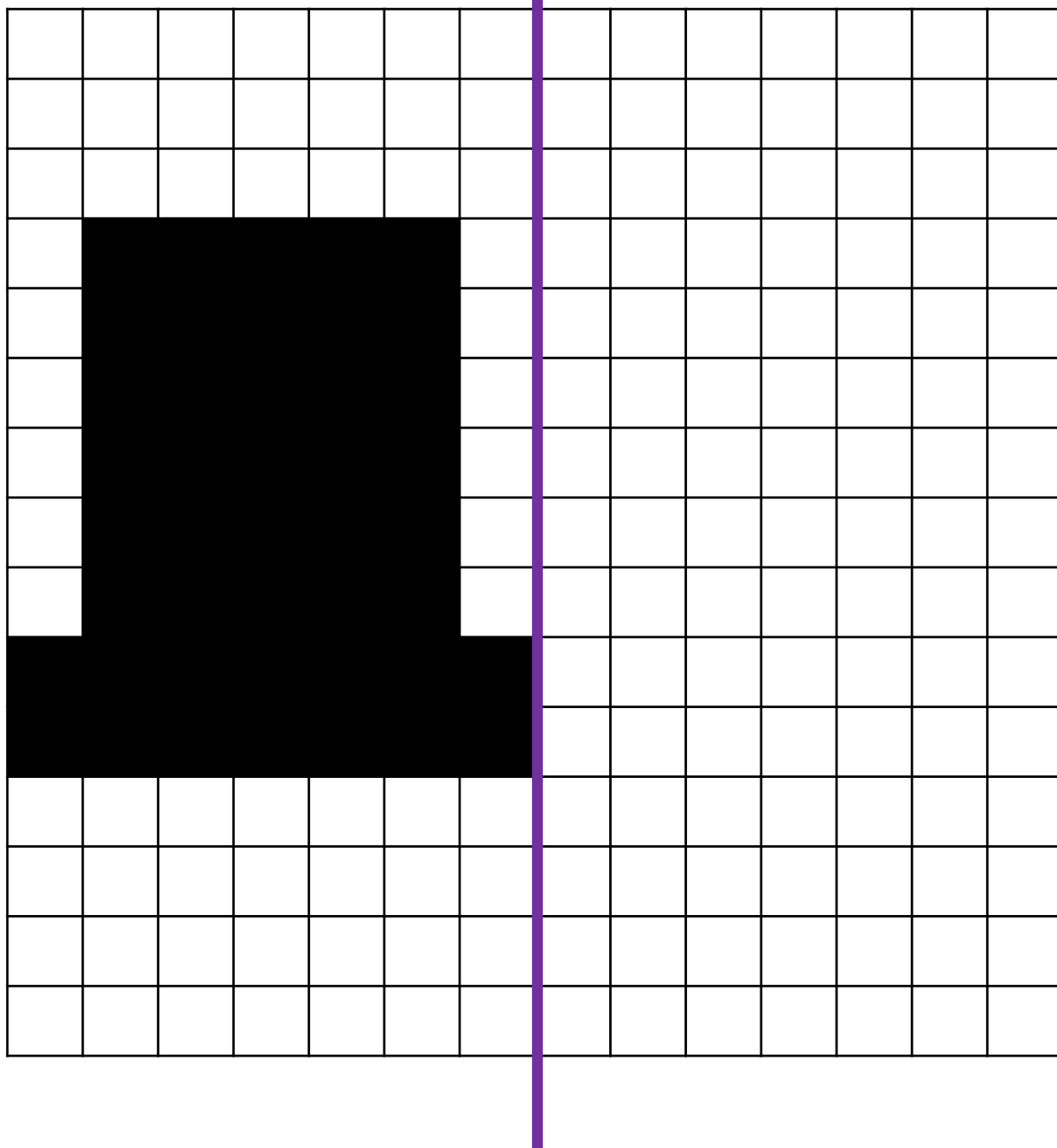
# The Black Hat




Create a comic strip of the story

# The Black Hat

## Hat Reflection




Reflect the hat across the mirror line.



# The Black Hat

Find the rhyming pairs. Shade each word in a rhyming pair in the same colour or draw a matching pattern in both boxes.

swoop	ground	tall	locked
bed	do	jar	begin
star	loop	away	twig
collection	creatures	sight	tree
fall	me	rage	head
found	knocked	features	new
display	within	flight	direction
awe	cage	big	before



# The Black Hat

Imagine that on returning to his house, the boy discovers another magical creature sleeping in his bedside drawer. What type of creature could it be? Could it be a combination of two or more different creatures? What different colours and patterns could it have? How does it move? What noise does it make?

**Draw and label your creature.** The labels should answer the above questions. Make sure that you use adjectives (describing words) in your labels. There are some on the word search page that you might like to use.

## My Creature

---

---

---

---

---

---

---


---

---

---



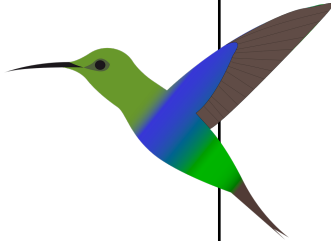






---

---



# The Black Hat

Catch the birds!


5				
4				
3				
2				
1				
	A	B	C	D

Look carefully at this grid. The red square is called A1. The blue square is called D5. We always give the letter (along the bottom) before the number (up the side). Now answer the questions on the next page.

# The Black Hat

## Catch the birds!

- 1) Which square contains a bird with a yellow stomach and a black stripe across its eye?
- 2) Which two squares contain a bird with an orange beak and a huge fan of colourful feathers?
- 3) Which square contains a bird with a heart-shaped wing?
- 4) Which two squares contain a bird with a long straight tail and three diamonds on its body?
- 5) Which square contains a blue bird with a pink lower belly?
- 6) Which two squares contain a bird with grey wings and tail?
- 7) Which other square contains a bird?




# The Black Hat

Geometric birds!

Look carefully at the bird below. What different shapes can you see?




Most of the bird is made up of triangles. Can you see that the long orange shapes on the wings have four sides (quadrilaterals). There are other quadrilaterals on the birds face too.



# The Black Hat

Geometric birds!

Have a go at creating your own geometric colourful bird made using triangles and quadrilaterals:

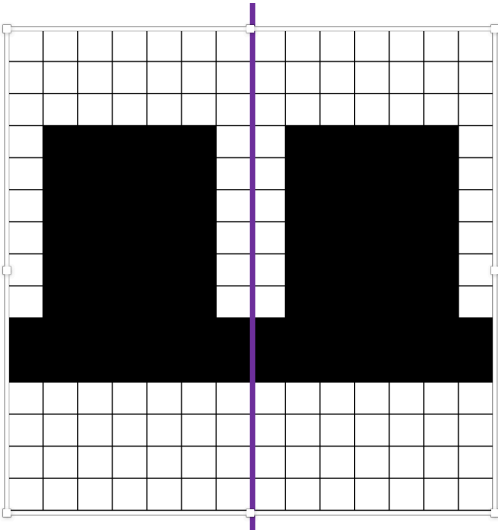




# The Black Hat

## Answer Page

### Hat Reflection:



### Rhyming pairs:

swoop and loop, ground and found, tall and fall,  
locked and knocked, bed and head, do and new,  
jar and star, begin and within, away and display,  
twig and big, collection and direction, creatures  
and features, sight and flight, tree and me, rage  
and cage, awe and before.

### Catch the Birds!

- 1) C2,
- 2) B5,C5,
- 3) B3,
- 4) D4, D3
- 5) B1,
- 6) A4,B4,
- 7) A2

