

To be able to use scales

**MathShed**


**Starter:**  
Which item weighs more? How do you know?



To be able to use scales

**MathShed**

**Activity 1:**  
Complete the sentences to work out what the number line is counting up in. Label the divisions on the number line.

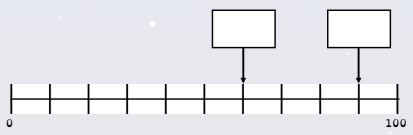


The number line has been split into \_\_\_ equal parts.  
 $100 \div \underline{\quad} = \underline{\quad}$   
 The number line is counting up in \_\_\_s.

To be able to use scales

**MathShed**

**Activity 2:**  
What numbers are the arrows pointing to?




To be able to use scales

**MathShed**

**Activity 3:**  
Is the statement true or false? Explain your answer.


**The number line is counting up in 20s.**



To be able to use scales

**MathShed**

**Activity 4:**  
Complete the sentences to work out what the number line is counting up in. Label the divisions on the number line.

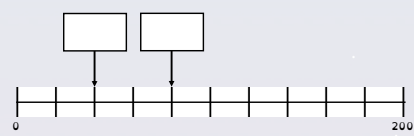


The number line has been split into \_\_\_ equal parts.  
 $200 \div \underline{\quad} = \underline{\quad}$   
 The number line is counting up in \_\_\_s.

To be able to use scales

**MathShed**

**Activity 5:**  
What numbers are the arrows pointing to?



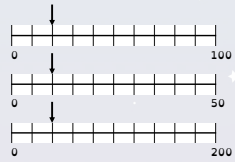


To be able to use scales



Evaluation:

The arrow is pointing to the same number on each number line.



Is Astrobee's statement true or false? Explain your answer.