

Blank space for writing a name or date.

4

5

6



16

17

18

3



7




15



19

2



8




14




20

1



9




13



21

  
start



10

11

12



  
finish

## To use with the board game

- Work best when printed onto thin card.
- Cut out both spinners along the dashed line.
- Pierce the black spot at the centre carefully with a stick or pencil.
- You will also need a dice.

