





Roll a bug

How to Play


- You can:
 - Play by yourself,
 - Race against another person by having two boards and two dice,
 - Take it in turns on the same board using different coloured pens.
- You **must** roll a 6  to start and draw Ugbie's body first.
- Roll again and add one thing that is linked to that number. For example, If you roll a 4  add 1 leg, so you must roll four 4's to complete Ugbie's legs.
- If you have no more things to add for the number you roll, you must roll again or wait until your next turn.
- **Extend:** Every time you roll, make a mark in the 'How many rolls?' box at the bottom of the board. Then, when you have completed Ugbie, count up the marks and find out how many rolls it took. Challenge yourself to beat your score next time!

Note: Print How to Play and the Game Board in a double-sided format and laminate them so that they can be used again and again. Complete the game using whiteboard markers and wipe clean when finished.




Roll a bug


Game Board



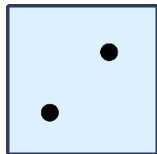
Body (1) (1st thing)




Eyes (2) or mouth (1)




Puddle (1) or splashes (4)



Antennae (2)



Legs (4)



Sting (1)

How many rolls?

