

# Phonics Shed



## Chapter 3

### Set 2 Resources



**Gail the snail's song:** (to the tune of Peter Pointer)



**Gail the snail,**

**Gail the snail,**


**Where are you?**

**Follow her trail,**


**Follow her trail,**

**The rainbow leads to you!**


Gail the snail



ai ai ai ai



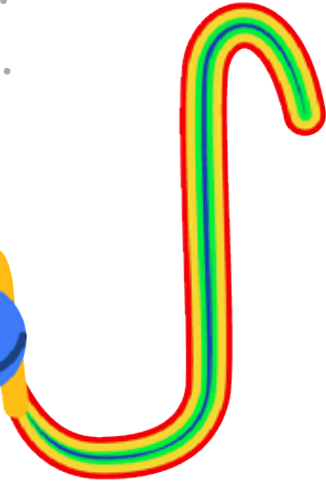
d d d



Call your friends  
and tell them  
you are not  
done yet!



p p p p p

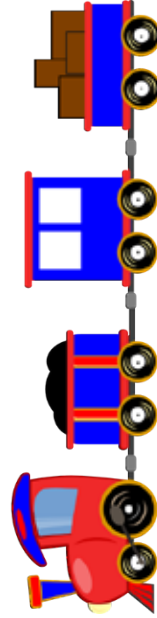



starts stops

stop stop stop

stop stop stop stop stop

Read and match the word to the picture



snail

rain

tail

train

chain



Finish the sentences. Use the story to help.

Gail is a \_\_\_\_\_.

Gail \_\_\_\_\_ when it rains.

Gail's \_\_\_\_\_ is not \_\_\_\_\_.

**What do you do when it is raining?**

---

---

Cut out the words and rearrange them into a sentence. Each colour strip is one sentence.

is

Gail

a

snail.

is

Gail's

not

trail

plain.

went

The

drain.

into

rain

the



## Snail Rainbow: Craft Activity



### You will need

- ❖ Glue
- ❖ Scissors
- ❖ White card or craft paper
- ❖ Paint (rainbow colours) or medium of choice (alternatives could include; tissue paper, crayon, sequins, buttons or pencils)
- ❖ A black marker or googly eyes


### Method

- ❖ Draw the outline of a snail and let the children decorate with coloured material of choice.
- ❖ Draw eyes or glue on googly eyes and allow to dry.

**Dee the sheep's song:** (to the tune of This is the Way We...)

**This is the way Dee washes the sheets,  
Sweeps the floor,  
Weeds the garden,  
This is the way Dee plants some seeds,  
Dee could sleep for a week now!**

[Stretch out sleepily and say 'ee']



Dee the sheep

ee ee

ee ee



ee



See

See

ee

ee

ee

ee



See the sheep

See sheep

See sheep

ee

ee

See sheep

See sheep

ee

ee

ee

ee

ee

ee



sheep

sheep



see

see



see

see

sheep

sheep

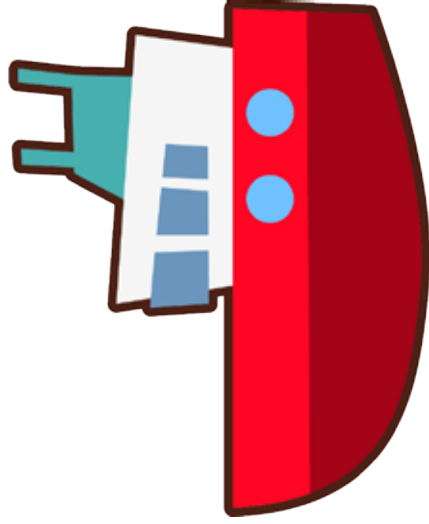

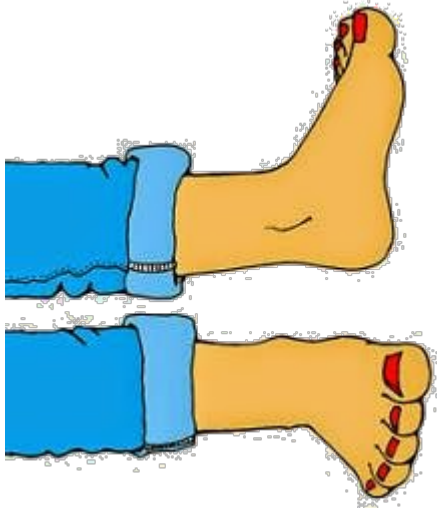
see

sheep

sheep

sheep

Cross out the pictures that do not contain the 'ee' sound.



Fill in the missing 'ee' sound and draw a picture to match each word

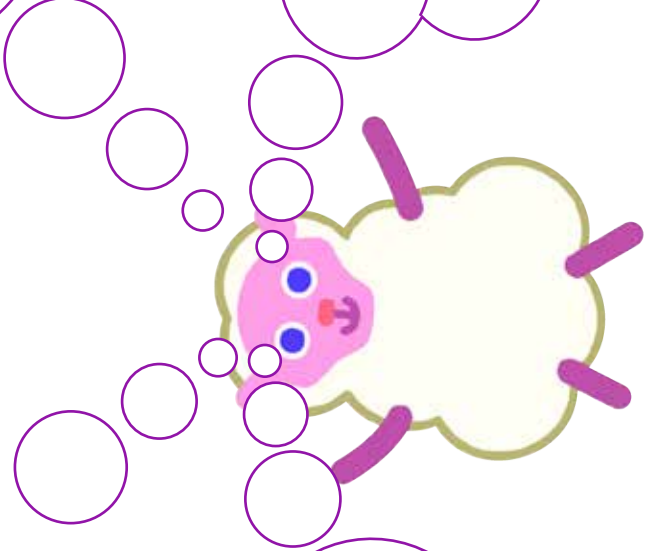




sh\_\_p

b\_\_

f\_\_t

qu\_\_n

Remind Dee of the things she needs to do. Draw pictures of her jobs and label them.





**Bright the night light's song:** (to the tune of Twinkle Twinkle)

Light up, light up, bright night light,

Brightening the dark tonight.

Your glow is a lovely sight,

Lighting up the darkest night.

Light up, light up, bright night light,

Brightening the dark tonight.





# Bright the night light

igh

igh

igh

igh

igh

igh

igh

igh





igh igh igh

igh igh igh

igh

igh

igh

\_\_\_\_\_

night

night

\_\_\_\_\_

\_\_\_\_\_

night

night

\_\_\_\_\_

night

night

\_\_\_\_\_

\_\_\_\_\_



igh igh igh

igh igh igh

igh igh igh

igh igh igh

igh igh igh

Eight is the right  
lights are the right  
stops

stops

Fill in the missing letters to complete the words.

**n** \_\_\_\_\_ **t**

**fr** \_\_\_\_\_ **t**

**l** \_\_\_\_\_ **t**

**m** \_\_\_\_\_ **t**

**r** \_\_\_\_\_ **t**

**t** \_\_\_\_\_ **t**

## Mark all of the 'igh' sound that you can find in the story.



It is midnight at the Phonics Shed, but all is not right. You see, tonight Indy the imp, Grey the goat and Haz the hen were supposed to be having a sleepover. You might have had a sleepover before. Did you sleep through the night? Indy, Grey and Haz are not sleeping. In fact, they are fighting. That cheeky imp is turning the light on and off and frightening poor Grey. “You might give her nightmares,” Haz sighs. Haz is right of course. “Alright, sorry, goodnight!” Indy says but it is too late. Now Grey is slightly frightened and too afraid to sleep. Unfortunately, tonight is one of those dark, cloudy nights where there is no moonlight or starlight. It is very dark. This could be an almighty problem.

But wait, what is Haz doing? She is looking high on the shelves and wow, where did that moonlight come from? It’s Bright the night light! Bright will stay alight all night and brighten the shed. What a delightful, calming sight. Grey sighs happily and drifts off to sleep. She feels alright now. “Thank you Haz,” Grey murmurs sleepily. “And thank you Bright the night light for lightening the night and chasing away my nightmares.” Sleep tight, everyone. Goodnight!



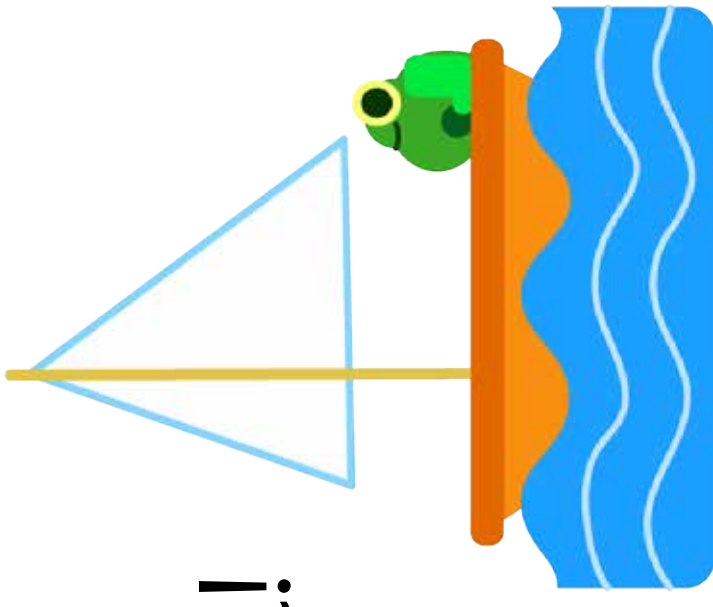
---

---

---

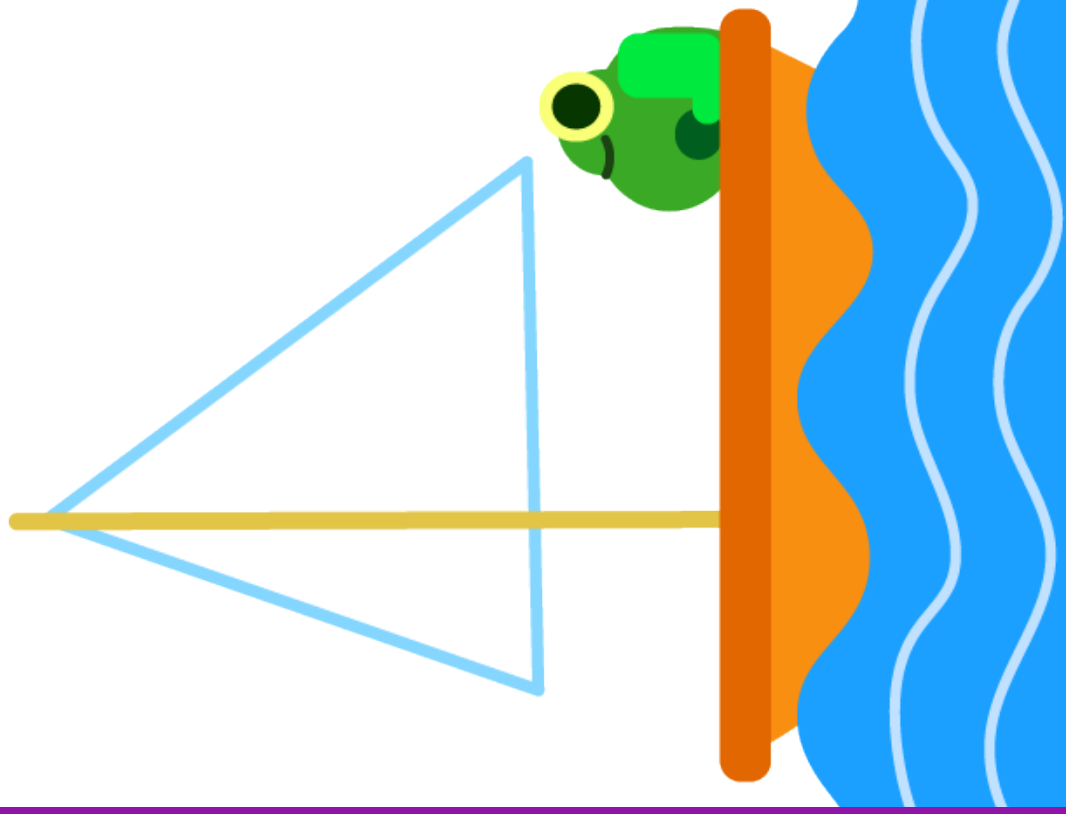
**Boaty the toad's song:** (to the tune of The Grand Old Duke of York)

Woah, woah there Boaty the toad,  
We can hear you down the road!  
With a croak, croak, croak, croak from the  
back of your throat,  
Making us moan and groan!





Boaty the toad



oa oa oa

oa

oa

oa



o o o o

f s s f

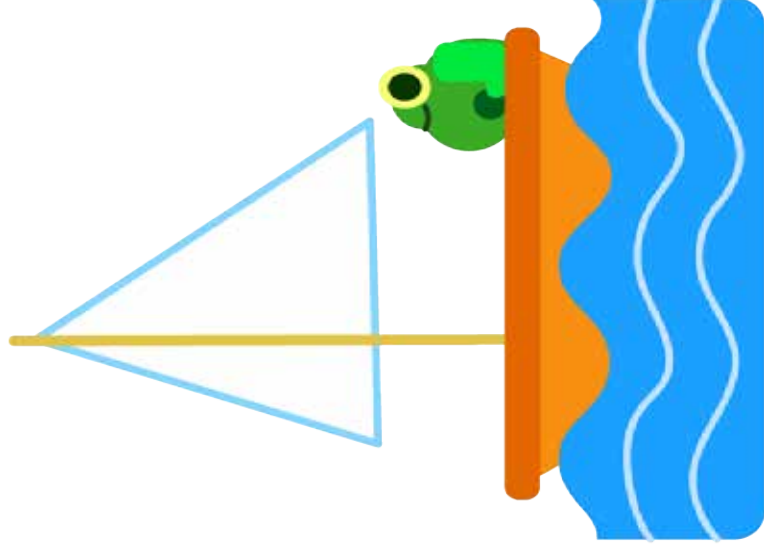
o

s

f s

f

o



f

s s

o


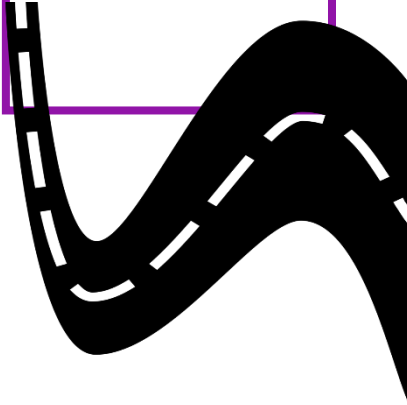

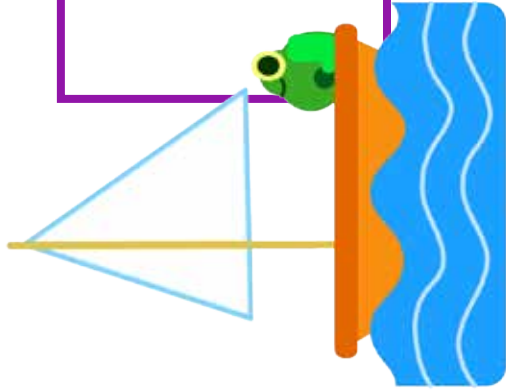




s o

f

o

oo oo oo oo

Write the words for these 'oo' pictures



Read and match the word to the correct picture


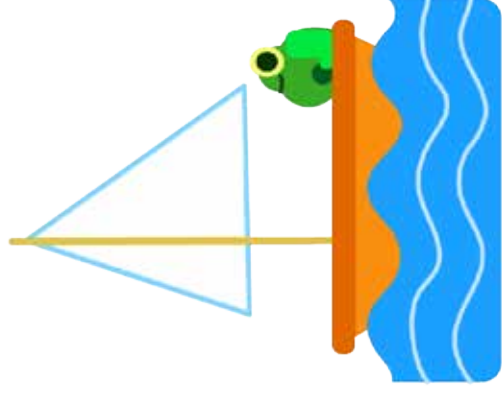


coat

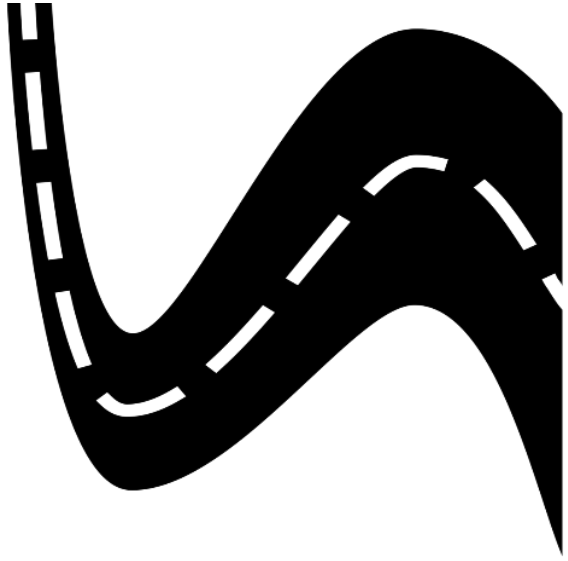
goat

road

toad

float






ai

ee

igh

oa



ai

ee

igh

oa


3

ai

ee

igh

oa




ai

ee

igh

oa

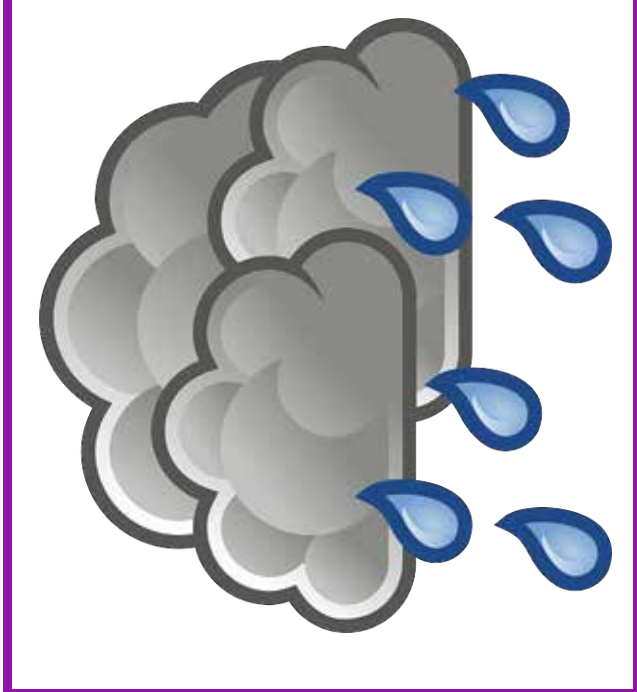


ai

ee

igh

oa




ai

ee

igh

oa



ai

ee

igh

oa



ai

ee

igh

oa

Unscramble the letters to make a real word

oa	c	t	

b	t	oa	

oa	g	t	

d	oa	t	

## Craft Activity: Design and make your own boat that floats

Design and label your boat, decide on what materials you would like to use.

### **Suggested materials:**

Sticks/twigs  
Play dough  
Margarine or yogurt cartons  
Paper  
Glue  
Corks  
Wood or lollipop sticks  
Scissors

(any other materials that the children have labelled)



Follow your own instructions on how to make your boat and then test it to see if it floats. If it doesn't float what changes could you make to it so that it does? If it floats, you could test to see how many animals it can carry.